

KWD Market + Charts Heating&Plumbing Europe / Update 2011-11



Publisher: KWD-globalpipe publishing house, Schwelm /Germany, Dipl.-Ing. Jutta Hix, hix@kwd-online.de

KWD - Market + Charts: “Heating & Plumbing Pipes Europe 2011

Author: Dipl.-Ing. Jutta Hix

Contents:

Introduction and Conversion Tables	(Page 7 - 11)
Statistics: Country and Construction Information	(Page 12 - 15)
Overview: Use of Heating & Plumbing Pipes per Country 2011	(Page 16 - 17)
Top 10 Producers of Multilayer and PEX / PE-RT Pipes 2011	(Page 18 - 19)
Long Term Charts 2008 – 2014 Pipes in “Million Metres”	(Page 20 - 139)
Long Term Charts 2008 – 2014 Pipes in “Tons”	(Page 140 - 197)
Long Term Charts 2008 – 2014 Fittings in “Million Pieces”	(Page 198 - 255)
European Company News 2010-2011	(Page 256 - 280)
Certifications	(Page 281 - 356)
Companies, alphabetical	(Page 357 - 426)

Price Information:

Standard Version: 28 Countries, charts and coloured graphics, CD + Print
⇒ 740,- € for subscribers of our newsletters
⇒ 990,- € for all others

Premium Version: additional all charts and graphics as Excel-Spreadsheet
⇒ 980,- € for subscribers of our newsletters
⇒ 1.220,- € for all others

For ordering please use the orderform at the end of this document or just write an E-Mail.
(Terms of payment please see the orderform.)

Editorial Office and Distribution:

KWD-globalpipe publishing house
Dipl.-Ing. Jutta Hix, Luisenstrasse 6, D-58332 Schwelm, Germany

www.kwd-globalpipe.com
hix@kwd-online.de

Contents of: KWD-Market+Charts „Heating&Plumbing Pipes, Europe 2011“

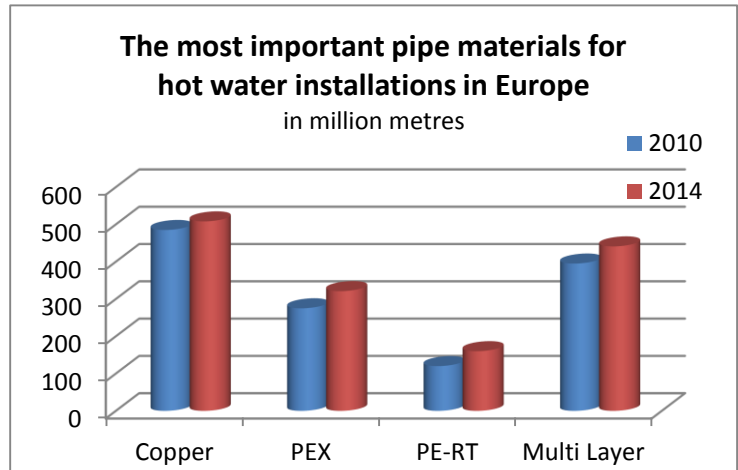
Introduction and Conversion Tables	7
The Author and Co-Workers	7
An Introduction to the 2011 Report Update	7
Methods of KWD Marketing Research	8
Analysed Materials and Systems in Heating & Plumbing Systems.....	9
How to Convert Pipe Metres into Tons Material	9
How to Convert Pipe Metres into Fittings	11
Statistics: Country and Construction Information	12
Basic Information and Economy Growth (GDP) by Countries	12
Residential New Buildings and Construction Activities by Country 2007 – 2012	13
Housing unit completions in newly built residential buildings.....	14
Overview: Heating & Plumbing Pipes per Country 2011	16
The TOP 10 Producers of Multilayer and PEX/PE-RT Pipes in Europe 2011	18
Long Term Charts: Pipes in “Million Metres” - Long Term Charts 2008 – 2014	20
Long Term Charts: Pipes in “Tons” - Long Term Charts 2008 – 2014	140
Long Term Charts: Fittings in “Million Pieces” - Long Term Charts 2008 – 2014	198
The "Long Term Charts" are listed for the following countries: Austria, Belgium, Bulgaria, Switzerland, Cyprus, Czech Republic, Germany, Denmark, Spain, France, Finland, Great Britain, Greece, Hungary, Italy, Ireland, Malta, Norway, Netherlands, Portugal, Poland, Romania, Sweden, Slovakia, Slovenia, Baltics, Eastern Europe, Western Europe and Europe	
European Company News from Nov. 2010 to Oct. 2011: Overview by Country	256
European Heating&Plumbing News from Nov. 2010 to Oct. 2011: Reports	260
European Certification Institutes	281
Certifications	290
Listing of certifications for heating & plumbing pipes: PB pipes, PE-RT pipes, PE-X pipes, PP-R pipes, CPVC pipes and composite/multi layer pipes	
Companies	357
Index	427

KWD-Market+Charts “Heating & Plumbing Europe 2011” - An introduction

The purpose of KWD’s Market+Charts report is to provide a comprehensive reference book for all important information for this particular market segment: Figures on pipes by countries, tabular listings of economic data incl. housing completions and company addresses.

KWD’s Market + Charts „Heating & Plumbing Europe“ market report is revised on an annual basis by the Team of KWD-globalpipe.

In the report market estimates per country for the use of indoor pipes are provided. Thereby the report contains data of the actual pipe quantities per country for under floor heating/surface heating and cooling (FH), radiator connections (RA) and sanitary pipes (SA).



Analysed Materials and Systems in Heating & Plumbing Systems

The market report analyses the pipe materials that can be used in hot water installations:

Steel	Steel including C-Steel
Copper	Copper
StSteel	Stainless Steel
CPVC	Chlorinated Polyvinyl Chloride
PEX	Crosslinked Polyethylene (total of PE-Xa, PE-Xb and PE-Xc)
PE-RT	Polyethylene of Raised Temperature Resistance
PP-R	Propylene Random Copolymer
PB	Polybutylene
ML	Multilayer Pipes: PEX / Al / ... and PE-RT / Al / ...

Foreword of the Author Dipl.-Ing. Jutta Hix

“Since about 1970 we strive towards market figures and trends for pipes and fittings. In the domain Heating&Plumbing everything began with the floor heating that just was available in the first years in Austria, Switzerland and Germany before the floor heating spread out pretty fast over Italy and Scandinavia in whole Europe. However, since there weren’t and aren’t any statistic documents. Neither in floor heating systems nor in the domain radiator connection and sanitary systems. So we started to collect information and data from associated areas like the plastic pipe produces, raw material manufacturers, pipe machine producers and the statistical service of the corresponding countries.”

An introduction to the 2011 Report Update:

- All market data per country is clearly presented on two opposite pages.
- Colored line graphs illustrate the use of the most important pipes per material and application.
- All market data per country is available in pipes in “million meters”, pipes in “tons” and fittings in “million pieces”. Tables explain the conversion factors.
- A tabular listing of granted European inspection certificates is provided by company.
- Address and product listings have been completely revised end of 2010 and updated regularly.
- Tabular listings of general economic data provide basic information on total area, population, population density and growth per country. Gross Domestic Product (GDP) data is shown as an indicator for the economic development.
- Housing completions for Euroconstruct countries as well as for other European countries.

Page Sample: AUSTRIA - Pipes in "Million Metres" - Long Term Charts 2008 - 2014

FH - Floor Heating in Million Metres / Austria

	Year	Metal-Pipes			Plastic-Pipes					Multilayer Pipes	Totals		
		Steel	Copper	StSteel	CPVC	PEX	PE-RT	PP-R	PB		Metall	Plastics	Total
FH - Floor Heating	2008	0,00	0,32	0,00	0,00	8,95	4,50	0,32	0,49	2,40	0,32	14,26	16,98
	2009	0,00	0,31	0,00	0,00	9,00	4,55	0,32	0,49	2,40	0,31	14,36	17,07
	2010	0,00	0,31	0,00	0,00	9,00	4,57	0,32	0,49	2,40	0,31	14,38	17,09
	2011	0,00	0,31	0,00	0,00	9,05	4,62	0,32	0,49	2,40	0,31	14,48	17,19
	2012	0,00	0,31	0,00	0,00	9,20	4,75	0,32	0,49	2,42	0,31	14,76	17,49
	2013	0,00	0,31	0,00	0,00	9,30	4,90	0,33	0,50	2,50	0,31	15,03	17,84
	2014	0,00	0,31	0,00	0,00	9,50	5,00	0,33	0,50	2,55	0,31	15,33	18,19
% Market Share	2008	0,0	1,9	0,0	0,0	52,7	26,5	1,9	2,9	14,1	1,9	84,0	100,0
	2009	0,0	1,8	0,0	0,0	52,7	26,7	1,9	2,9	14,1	1,8	84,1	100,0
	2010	0,0	1,8	0,0	0,0	52,7	26,7	1,9	2,9	14,0	1,8	84,1	100,0
	2011	0,0	1,8	0,0	0,0	52,6	26,9	1,9	2,9	14,0	1,8	84,2	100,0
	2012	0,0	1,8	0,0	0,0	52,6	27,2	1,8	2,8	13,8	1,8	84,4	100,0
	2013	0,0	1,7	0,0	0,0	52,1	27,5	1,8	2,8	14,0	1,7	84,2	100,0
	2014	0,0	1,7	0,0	0,0	52,2	27,5	1,8	2,7	14,0	1,7	84,3	100,0
+/- % Change on Previous Years	2008	---	---	---	---	---	---	---	---	---	---	---	---
	2009	---	-3,1	---	---	0,6	1,1	0,0	0,0	0,0	-3,1	0,7	0,5
	2010	---	0,0	---	---	0,0	0,4	0,0	0,0	0,0	0,0	0,1	0,1
	2011	---	0,0	---	---	0,6	1,1	0,0	0,0	0,0	0,0	0,7	0,6
	2012	---	0,0	---	---	1,7	2,8	0,0	0,0	0,8	0,0	1,9	1,7
	2013	---	0,0	---	---	1,1	3,2	3,1	2,0	3,3	0,0	1,8	2,0
	2014	---	0,0	---	---	2,2	2,0	0,0	0,0	2,0	0,0	2,0	2,0

RA - Radiator Heating in Million Metres / Austria

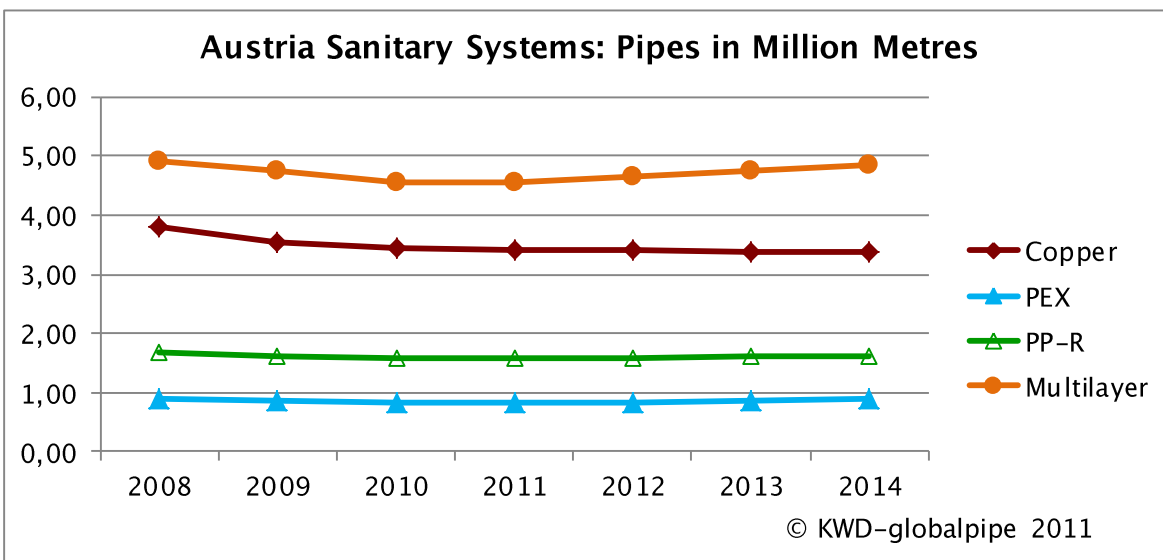
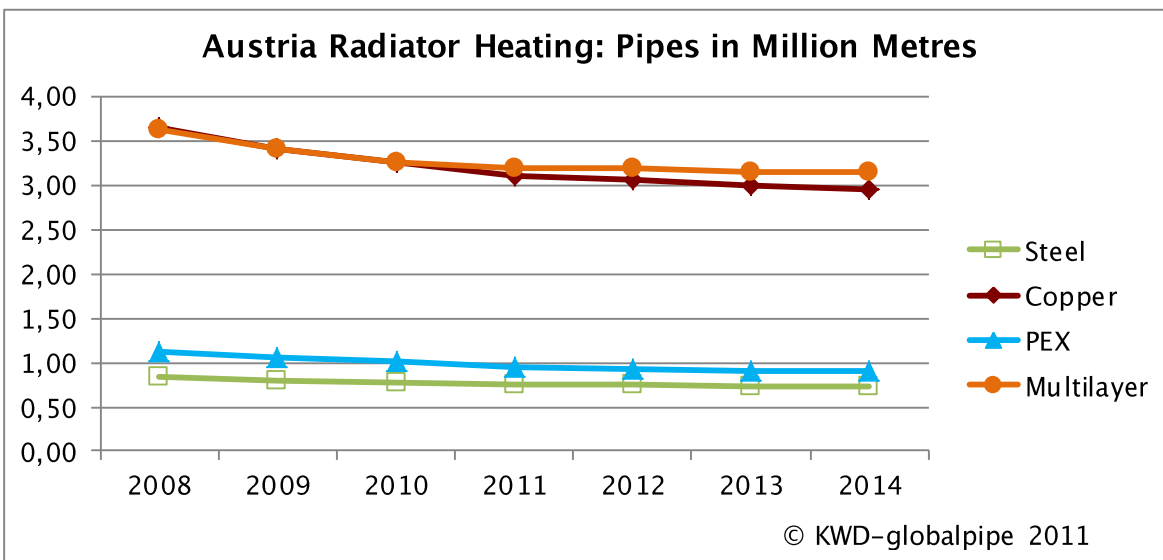
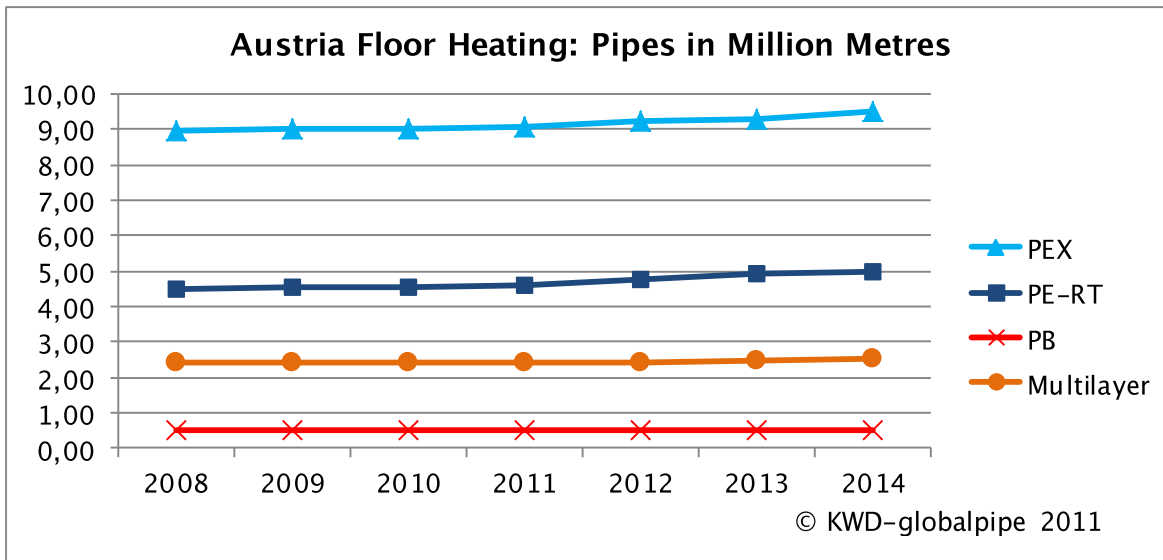
	Year	Metal-Pipes			Plastic-Pipes					Multilayer Pipes	Totals		
		Steel	Copper	StSteel	CPVC	PEX	PE-RT	PP-R	PB		Metall	Plastics	Total
RA - Radiator Heating	2008	0,84	3,65	0,00	0,00	1,13	0,28	0,00	0,32	3,62	4,49	1,73	9,84
	2009	0,80	3,40	0,00	0,00	1,06	0,26	0,00	0,30	3,40	4,20	1,62	9,22
	2010	0,77	3,25	0,00	0,00	1,01	0,25	0,00	0,29	3,26	4,02	1,55	8,83
	2011	0,75	3,10	0,00	0,00	0,95	0,24	0,00	0,27	3,20	3,85	1,46	8,51
	2012	0,74	3,05	0,00	0,00	0,92	0,23	0,00	0,26	3,18	3,79	1,41	8,38
	2013	0,73	3,00	0,00	0,00	0,91	0,23	0,00	0,25	3,15	3,73	1,39	8,27
	2014	0,72	2,95	0,00	0,00	0,91	0,22	0,00	0,24	3,15	3,67	1,37	8,19
% Market Share	2008	8,5	37,1	0,0	0,0	11,5	2,8	0,0	3,3	36,8	45,6	17,6	100,0
	2009	8,7	36,9	0,0	0,0	11,5	2,8	0,0	3,3	36,9	45,6	17,6	100,0
	2010	8,7	36,8	0,0	0,0	11,4	2,8	0,0	3,3	36,9	45,5	17,6	100,0
	2011	8,8	36,4	0,0	0,0	11,2	2,8	0,0	3,2	37,6	45,2	17,2	100,0
	2012	8,8	36,4	0,0	0,0	11,0	2,7	0,0	3,1	37,9	45,2	16,8	100,0
	2013	8,8	36,3	0,0	0,0	11,0	2,8	0,0	3,0	38,1	45,1	16,8	100,0
	2014	8,8	36,0	0,0	0,0	11,1	2,7	0,0	2,9	38,5	44,8	16,7	100,0
+/- % Change on Previous Years	2008	---	---	---	---	---	---	---	---	---	---	---	---
	2009	-4,8	-6,8	---	---	-6,2	-7,1	---	-6,3	-6,1	-6,5	-6,4	-6,3
	2010	-3,8	-4,4	---	---	-4,7	-3,8	---	-3,3	-4,1	-4,3	-4,3	-4,2
	2011	-2,6	-4,6	---	---	-5,9	-4,0	---	-6,9	-1,8	-4,2	-5,8	-3,6
	2012	-1,3	-1,6	---	---	-3,2	-4,2	---	-3,7	-0,6	-1,6	-3,4	-1,5
	2013	-1,4	-1,6	---	---	-1,1	0,0	---	-3,8	-0,9	-1,6	-1,4	-1,3
	2014	-1,4	-1,7	---	---	0,0	-4,3	---	-4,0	0,0	-1,6	-1,4	-1,0

SA – Sanitary Systems in Million Metres / Austria

	Year	Metal-Pipes			Plastic-Pipes					Multilayer Pipes	Totals		
		Steel	Copper	StSteel	CPVC	PEX	PE-RT	PP-R	PB		Metall	Plastics	Total
SA – Sanitary Systems	2008	0,39	3,80	0,29	0,10	0,90	0,71	1,69	0,25	4,90	4,48	3,65	13,03
	2009	0,37	3,55	0,30	0,09	0,87	0,69	1,63	0,24	4,75	4,22	3,52	12,49
	2010	0,35	3,45	0,30	0,08	0,84	0,67	1,59	0,23	4,55	4,10	3,41	12,06
	2011	0,34	3,40	0,31	0,07	0,83	0,67	1,57	0,23	4,55	4,05	3,37	11,97
	2012	0,34	3,40	0,31	0,07	0,84	0,68	1,59	0,23	4,65	4,05	3,41	12,11
	2013	0,34	3,38	0,31	0,07	0,87	0,70	1,60	0,22	4,75	4,03	3,46	12,24
	2014	0,34	3,38	0,31	0,07	0,90	0,72	1,60	0,22	4,85	4,03	3,51	12,39
% Market Share	2008	3,0	29,2	2,2	0,8	6,9	5,4	13,0	1,9	37,6	34,4	28,0	100,0
	2009	3,0	28,4	2,4	0,7	7,0	5,5	13,1	1,9	38,0	33,8	28,2	100,0
	2010	2,9	28,6	2,5	0,7	7,0	5,6	13,2	1,9	37,7	34,0	28,3	100,0
	2011	2,8	28,4	2,6	0,6	6,9	5,6	13,1	1,9	38,0	33,8	28,2	100,0
	2012	2,8	28,1	2,6	0,6	6,9	5,6	13,1	1,9	38,4	33,4	28,2	100,0
	2013	2,8	27,6	2,5	0,6	7,1	5,7	13,1	1,8	38,8	32,9	28,3	100,0
	2014	2,7	27,3	2,5	0,6	7,3	5,8	12,9	1,8	39,1	32,5	28,3	100,0
+/- % Change on Previous Years	2008	---	---	---	---	---	---	---	---	---	---	---	---
	2009	-5,1	-6,6	3,4	-10,0	-3,3	-2,8	-3,6	-4,0	-3,1	-5,8	-3,6	-4,1
	2010	-5,4	-2,8	0,0	-11,1	-3,4	-2,9	-2,5	-4,2	-4,2	-2,8	-3,1	-3,4
	2011	-2,9	-1,4	3,3	-12,5	-1,2	0,0	-1,3	0,0	0,0	-1,2	-1,2	-0,7
	2012	0,0	0,0	0,0	0,0	1,2	1,5	1,3	0,0	2,2	0,0	1,2	1,2
	2013	0,0	-0,6	0,0	0,0	3,6	2,9	0,6	-4,3	2,2	-0,5	1,5	1,1
	2014	0,0	0,0	0,0	0,0	3,4	2,9	0,0	0,0	2,1	0,0	1,4	1,2

FH + RA + SA – Heating & Plumbing in Million Metres / Austria

	Year	Metal-Pipes			Plastic-Pipes					Multilayer Pipes	Totals		
		Steel	Copper	StSteel	CPVC	PEX	PE-RT	PP-R	PB		Metall	Plastics	Total
FH + RA + SA Heating & Plumbing	2008	1,23	7,77	0,29	0,10	10,98	5,49	2,01	1,06	10,92	9,29	19,64	39,85
	2009	1,17	7,26	0,30	0,09	10,93	5,50	1,95	1,03	10,55	8,73	19,50	38,78
	2010	1,12	7,01	0,30	0,08	10,85	5,49	1,91	1,01	10,21	8,43	19,34	37,98
	2011	1,09	6,81	0,31	0,07	10,83	5,53	1,89	0,99	10,15	8,21	19,31	37,67
	2012	1,08	6,76	0,31	0,07	10,96	5,66	1,91	0,98	10,25	8,15	19,58	37,98
	2013	1,07	6,69	0,31	0,07	11,08	5,83	1,93	0,97	10,40	8,07	19,88	38,35
	2014	1,06	6,64	0,31	0,07	11,31	5,94	1,93	0,96	10,55	8,01	20,21	38,77
% Market Share	2008	3,1	19,5	0,7	0,3	27,6	13,8	5,0	2,7	27,4	23,3	49,3	100,0
	2009	3,0	18,7	0,8	0,2	28,2	14,2	5,0	2,7	27,2	22,5	50,3	100,0
	2010	2,9	18,5	0,8	0,2	28,6	14,5	5,0	2,7	26,9	22,2	50,9	100,0
	2011	2,9	18,1	0,8	0,2	28,7	14,7	5,0	2,6	26,9	21,8	51,3	100,0
	2012	2,8	17,8	0,8	0,2	28,9	14,9	5,0	2,6	27,0	21,5	51,6	100,0
	2013	2,8	17,4	0,8	0,2	28,9	15,2	5,0	2,5	27,1	21,0	51,8	100,0
	2014	2,7	17,1	0,8	0,2	29,2	15,3	5,0	2,5	27,2	20,7	52,1	100,0
+/- % Change on Previous Years	2008	---	---	---	---	---	---	---	---	---	---	---	---
	2009	-4,9	-6,6	3,4	-10,0	-0,5	0,2	-3,0	-2,8	-3,4	-6,0	-0,7	-2,7
	2010	-4,3	-3,4	0,0	-11,1	-0,7	-0,2	-2,1	-1,9	-3,2	-3,4	-0,8	-2,1
	2011	-2,7	-2,9	3,3	-12,5	-0,2	0,7	-1,0	-2,0	-0,6	-2,6	-0,2	-0,8
	2012	-0,9	-0,7	0,0	0,0	1,2	2,4	1,1	-1,0	1,0	-0,7	1,4	0,8
	2013	-0,9	-1,0	0,0	0,0	1,1	3,0	1,0	-1,0	1,5	-1,0	1,5	1,0
	2014	-0,9	-0,7	0,0	0,0	2,1	1,9	0,0	-1,0	1,4	-0,7	1,7	1,1



Page Sample: AUSTRIA - Pipes in "Tons" - Long Term Charts 2008 - 2014

FH - Floor Heating in Tons / Austria

	Year	Metal-Pipes			Plastic-Pipes					Multilayer Pipes	Totals		Total
		Steel	Copper	StSteel	CPVC	PEX	PE-RT	PP-R	PB		Metall	Plastics	
FH - Floor Heating	2008	0	134	0	0	761	383	70	54	312	134	1.268	1.714
	2009	0	130	0	0	765	387	70	54	312	130	1.276	1.718
	2010	0	130	0	0	765	388	70	54	312	130	1.278	1.720
	2011	0	130	0	0	769	393	70	54	312	130	1.286	1.728
	2012	0	130	0	0	782	404	70	54	315	130	1.310	1.755
	2013	0	130	0	0	791	417	73	55	325	130	1.335	1.790
	2014	0	130	0	0	808	425	73	55	332	130	1.360	1.822
% Market Share	2008	0,0	7,8	0,0	0,0	44,4	22,3	4,1	3,1	18,2	7,8	74,0	100,0
	2009	0,0	7,6	0,0	0,0	44,5	22,5	4,1	3,1	18,2	7,6	74,3	100,0
	2010	0,0	7,6	0,0	0,0	44,5	22,6	4,1	3,1	18,1	7,6	74,3	100,0
	2011	0,0	7,5	0,0	0,0	44,5	22,7	4,1	3,1	18,1	7,5	74,4	100,0
	2012	0,0	7,4	0,0	0,0	44,6	23,0	4,0	3,1	17,9	7,4	74,7	100,0
	2013	0,0	7,3	0,0	0,0	44,2	23,3	4,1	3,1	18,2	7,3	74,6	100,0
	2014	0,0	7,1	0,0	0,0	44,3	23,3	4,0	3,0	18,2	7,1	74,7	100,0
+/- % Change on Previous Years	2008	---	---	---	---	---	---	---	---	---	---	---	---
	2009	---	-3,1	---	---	0,6	1,1	0,0	0,0	0,0	-3,1	0,7	0,3
	2010	---	0,0	---	---	0,0	0,4	0,0	0,0	0,0	0,0	0,1	0,1
	2011	---	0,0	---	---	0,6	1,1	0,0	0,0	0,0	0,0	0,7	0,5
	2012	---	0,0	---	---	1,7	2,8	0,0	0,0	0,8	0,0	1,9	1,5
	2013	---	0,0	---	---	1,1	3,2	3,1	2,0	3,3	0,0	1,9	2,0
	2014	---	0,0	---	---	2,2	2,0	0,0	0,0	2,0	0,0	1,9	1,8

Page Sample: AUSTRIA - Fittings in "Million Pieces" - Long Term Charts 2008 - 2014

FH - Floor Heating in Million Pieces / Austria

	Year	Metal-Pipes			Plastic-Pipes					Multilayer Pipes	Totals		Total
		Steel	Copper	StSteel	CPVC	PEX	PE-RT	PP-R	PB		Metall	Plastics	
FH - Floor Heating	2008	0,0	0,0	0,0	0,0	0,1	0,1	0,0	0,0	0,0	0,0	0,2	0,3
	2009	0,0	0,0	0,0	0,0	0,2	0,1	0,0	0,0	0,0	0,0	0,2	0,3
	2010	0,0	0,0	0,0	0,0	0,2	0,1	0,0	0,0	0,0	0,0	0,2	0,3
	2011	0,0	0,0	0,0	0,0	0,2	0,1	0,0	0,0	0,0	0,0	0,2	0,3
	2012	0,0	0,0	0,0	0,0	0,2	0,1	0,0	0,0	0,0	0,0	0,2	0,3
	2013	0,0	0,0	0,0	0,0	0,2	0,1	0,0	0,0	0,0	0,0	0,3	0,3
	2014	0,0	0,0	0,0	0,0	0,2	0,1	0,0	0,0	0,0	0,0	0,3	0,3
% Market Share	2008	0,0	1,9	0,0	0,0	52,7	26,5	1,9	2,9	14,1	1,9	84,0	100,0
	2009	0,0	1,8	0,0	0,0	52,7	26,7	1,9	2,9	14,1	1,8	84,1	100,0
	2010	0,0	1,8	0,0	0,0	52,7	26,7	1,9	2,9	14,0	1,8	84,1	100,0
	2011	0,0	1,8	0,0	0,0	52,6	26,9	1,9	2,9	14,0	1,8	84,2	100,0
	2012	0,0	1,8	0,0	0,0	52,6	27,2	1,8	2,8	13,8	1,8	84,4	100,0
	2013	0,0	1,7	0,0	0,0	52,1	27,5	1,8	2,8	14,0	1,7	84,2	100,0
	2014	0,0	1,7	0,0	0,0	52,2	27,5	1,8	2,7	14,0	1,7	84,3	100,0
+/- % Change on Previous Years	2008	---	---	---	---	---	---	---	---	---	---	---	---
	2009	---	-3,1	---	---	0,6	1,1	0,0	0,0	0,0	-3,1	0,7	0,5
	2010	---	0,0	---	---	0,0	0,4	0,0	0,0	0,0	0,0	0,1	0,1
	2011	---	0,0	---	---	0,6	1,1	0,0	0,0	0,0	0,0	0,7	0,6
	2012	---	0,0	---	---	1,7	2,8	0,0	0,0	0,8	0,0	1,9	1,7
	2013	---	0,0	---	---	1,1	3,2	3,1	2,0	3,3	0,0	1,8	2,0
	2014	---	0,0	---	---	2,2	2,0	0,0	0,0	2,0	0,0	2,0	2,0

Page Sample: Europ.Certification Inst. / Listing of Certifications by pipe material

KWD Market + Charts "Heating & Plumbing 2011" →
Certifications ↕

European Certification Institutes

¶
AENOR, Asociación Española de Normalización y Certificación 281 ¶
ARPAV, Agenzia Regionale per la Prevenzione e Protezione Ambientale del Veneto 282 ¶
ATG, Agrément Technique 282 ¶
Bulgarkontrola S.A. (Българконтрола АД) 282 ¶
CERTIF, Associação para a Certificação 283 ¶
CSTB, Centre Scientifique et Technique du Bâtiment 283 ¶
DIN-CERTCO 283 ¶
DNV, Det Norske Veritas 284 ¶
DVGW, Deutscher Verein des Gas- und Wasserfaches e.V. 284 ¶
GOST-R 284 ¶
IIP, Istituto Italiano dei Plastici 285 ¶
IQNet, The International Certification Network 285 ¶
ITB, Instytut Techniki Budowlanej 286 ¶
Kiwa-Nederland 286 ¶
PZH, Państwowy Zakład Higieny 287 ¶
SKZ, Süddeutsches Kunststoff-Zentrum 287 ¶
SVGW, Schweizerischer Verein des Gas- und Wasserfaches 288 ¶
UKRSEPRO 288 ¶
WRAS, Water Regulations Advisory Scheme 289 ¶
ONORM, Österreichisches Normungsinstitut 289 ¶
ÖVGW, Österreichische Vereinigung für das Gas- und Wasserfach 289 ¶

¶

AENOR, Asociación Española de Normalización y Certificación

EUROPE -- Spain ¶

Engl.: AENOR, Spanish Association

AENOR is a private, independent, recognized national, European and development of Standardization and tributes to the improvement of quality services, as well as to the protection well-being of the of the society. ¶

With over 17 years of experience, AENOR is a body with competence in all industrial certified products and enterprises certification of all branches of industrial personnel. As it is a founder member ensured. ¶

Links for certification search: www.aenor.es
www.en.aenor.es/aenor/certificacion/

AENOR, Spain, info@aeenor.es.

¶

ARPAV, Agenzia Regionale per la Prevenzione e Protezione Ambientale del Veneto

EUROPE -- Italy ¶

Engl.: ARPAV, Regional Agency for the Environment

ARPAV was established in Veneto in October 1996 and became operative in 1997. The agency pursues two closely connected activities:

- protection, through environmental safety; ¶
- prevention, through research, through research.

¶

www.kwd-gbbalpipe.com

Certifications / PB Pipes

Acome Département Bati ment
www.acome.fr / FRANCE

14/06-1081	CSTB	Nobutherm	PB piping systems	2011-10-31
14/06-1081*01 Ext	CSTB	Climasol PB	PB piping systems	2011-10-31

aquatherm GmbH
www.aquatherm-pipesystems.com / GERMANY

3V207 PB	DIN		PB piping systems	FH	
7F130	DIN	TS	PB pipes in FH-systems	FH	2010-11-30
7F131	DIN	DYNAtflex	PB pipes in FH-systems	FH	2010-11-30
DW-8501AU2075	DVGW	aquatherm SHT	Multilayer piping systems, PB piping systems, PE-RT piping systems	SA	2014-03-10

Becker Plastics GmbH
www.becker-plastics.de / GERMANY

DW-8321BU241	DVGW	Becker	PB pipes		2014-06-24
--------------	------	--------	----------	--	------------

gabotherm GmbH
www.gabotherm.de / GERMANY

14/06-1082	CSTB	gabotherm PB	PB piping systems		2011-10-31
3V241 PB	DIN	gabotherm PB	PB piping systems		
DW-8321AU2214	DVGW	gabotherm	PB pipes		2012-01-29
DW-8501AT2042	DVGW	gabotherm PB	PB piping systems	SA	2013-04-30
K12028.02	Kiwa		PB piping systems	RA	

Geberit AG
www.geberit.ch / SWITZERLAND

D903-5527	SVGW	PushFit	PB piping systems		
-----------	------	---------	-------------------	--	--

Georg Fischer AG
www.georgfischer.com / SWITZERLAND

N 2007 123	ÖNORM	iFIT	PB pipes		
N 2007 124	ÖNORM	iFIT	PB pipes		

Certifications / PE-RT Pipes

AB-Therm

www.ab-therm.be / BELGIUM

K52359.01	Kiwa	AB-Therm	PE-RT piping systems	FH
-----------	------	----------	----------------------	----

Albrand B.V.

www.albrand.nl / NETHERLANDS

K56162.01	Kiwa		PE-RT piping systems	RA
-----------	------	--	----------------------	----

ALPHACAN Canalisations

www.alphacan-canalizations.com / FRANCE

14/08-1231	CSTB	Retube RT		
------------	------	-----------	--	--

aquatherm GmbH

www.aquatherm-pipesystems.com / GERMANY

7F292-F	DIN	SB 4-444		
---------	-----	----------	--	--

7F293-F	DIN	SB 6-444		
---------	-----	----------	--	--

7F294-F	DIN	TS 25 B		
---------	-----	---------	--	--

7F295-F	DIN	SB 6-500		
---------	-----	----------	--	--

7F296-F	DIN	Valutix		
---------	-----	---------	--	--

7F297-F	DIN	TS 25 TE		
---------	-----	----------	--	--

7F298-F	DIN	TS 25 H		
---------	-----	---------	--	--

A 403	SKZ			
-------	-----	--	--	--

DW-8501AU2075	DVGW	aquatherm SH		
---------------	------	--------------	--	--

Certifications / PEX Pipes

Acome Département Bati ment

www.acome.fr / FRANCE

001/004570	AENOR	Acome	PEX pipes	FH
------------	-------	-------	-----------	----

14/07-1146	CSTB	Eootube Euro PEX	PEX piping systems	2012-06-30
------------	------	------------------	--------------------	------------

14/07-1146*01 Ext	CSTB	Calo Fluides	PEX piping systems	2012-02-29
-------------------	------	--------------	--------------------	------------

14/07-1209	CSTB	Distribut	PEX piping systems	2012-12-31
------------	------	-----------	--------------------	------------

3V225 PE-Xc	DIN	Acome	PEX piping systems	
-------------	-----	-------	--------------------	--

7F233	DIN	MrAcome	PEX pipes in FH-systems	FH 2011-11-30
-------	-----	---------	-------------------------	---------------

A 443	SKZ		PEX pipes	
-------	-----	--	-----------	--

AGRU-FRANK GmbH

www.agru-frank.de / GERMANY

DW-8440BR0553	DVGW	SUREPEX	PEX pipes	SA 2016-09-11
---------------	------	---------	-----------	---------------

Becker Plastics GmbH

www.becker-plastics.de / GERMANY

001/004232	AENOR	Global Plastic	PEX pipes	
------------	-------	----------------	-----------	--

001/004233	AENOR	Becker Plastics	PEX pipes	
------------	-------	-----------------	-----------	--

14/08-1248	CSTB	Maxitherm	PEX piping systems	2013-04-30
------------	------	-----------	--------------------	------------

			g systems	FH
--	--	--	-----------	----

Certifications / PVC-C Pipes

Friatec AG

www.friatec.de / GERMANY

DW-8501BQ0527	DVGW	FRIATHERM m	FRIATHERM st	
---------------	------	-------------	--------------	--

K1337703	Kiwa			
----------	------	--	--	--

W 1.145	ÖVGW	Friatherm.starr		
---------	------	-----------------	--	--

Georg Fischer DEKA GmbH

www.piping.georgfischer.com / GERMANY

DW-8331AT2025	DVGW	DEKADUR-C		
---------------	------	-----------	--	--

Certifications / Multilayer Pipes

Acome Département Bati ment

www.acome.fr / FRANCE

14/04-913	CSTB	ACOPEX Alu	Multilayer piping systems	2010-01-14
-----------	------	------------	---------------------------	------------

ALB, S.A.

www.alb.es / SPAIN

001/002733	AENOR	Hakafar	Multilayer pipes	2013-11-12
------------	-------	---------	------------------	------------

001/004054	AENOR	Hakafar	Multilayer pipes	
------------	-------	---------	------------------	--

001/005011	AENOR	Ab Sistemas	Multilayer pipes in FH-systems	FH
------------	-------	-------------	--------------------------------	----

APE Raccorderie s.r.l.

www.ape-raccorderie.com / ITALY

DW-8501BP0155	DVGW	Serie AP	Multilayer piping systems	SA 2012-02-05
---------------	------	----------	---------------------------	---------------

K42303.02	Kiwa		Multilayer piping systems	SA
-----------	------	--	---------------------------	----

aquatechnik group s.p.a.

www.aquatechnik.it / ITALY

001/004899	AENOR	safety system	Multilayer piping systems	
------------	-------	---------------	---------------------------	--

14/08-1308	CSTB	safety system	Multilayer piping systems	2013-11-30
------------	------	---------------	---------------------------	------------

A391	SKZ	multi-calor	Multilayer pipes	
------	-----	-------------	------------------	--

DW-8231BP5633	DVGW	multi-calor	Multilayer pipes	2014-08-03
---------------	------	-------------	------------------	------------

DW-8501BP5634	DVGW	safety	Multilayer piping systems	SA 2014-08-12
---------------	------	--------	---------------------------	---------------

IIP 640	IIP		Multilayer piping systems	2010-11-15
---------	-----	--	---------------------------	------------

K40523.01	Kiwa		Multilayer piping systems	SA
-----------	------	--	---------------------------	----

K40524.02	Kiwa		Multilayer piping systems	RA
-----------	------	--	---------------------------	----

K40531.01	Kiwa		Multilayer piping systems	SA
-----------	------	--	---------------------------	----

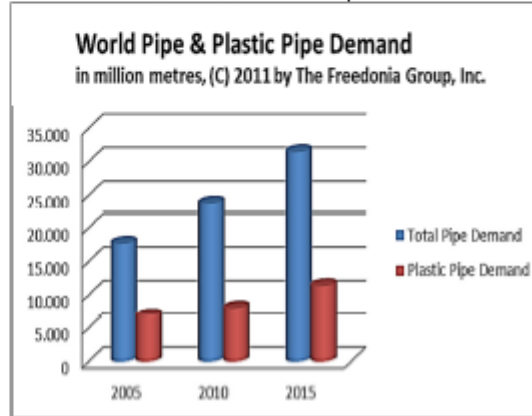
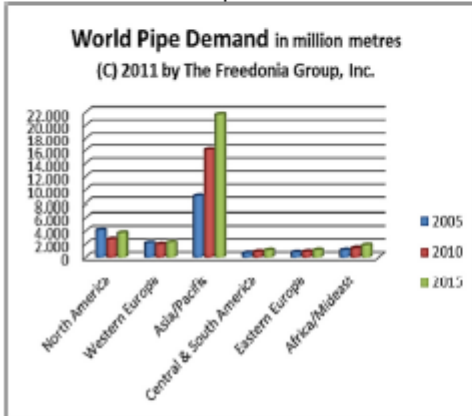
K40532.02	Kiwa		Multilayer piping systems	RA
-----------	------	--	---------------------------	----

Page Sample: European Company News / Companies alphabetical / Index

World Pipe Market to expand nearly 6% annually through 2015

The world pipe market is projected to expand 5.8 percent per year to 31.5 billion meters in 2015, a mild deceleration relative to the 2005-2010 period.

KWD-SHK, 27.06.2011. This slowdown can be almost entirely attributed to China, the world's largest consumer of pipe. After increasing rapidly from 2000 to 2010, Chinese pipe demand is expected to rise at about the average worldwide rate through 2015. Advances in North America, Eastern Europe and Western Europe are expected to accelerate through 2015, as these regions recover from the global financial crisis. The Africa/Mideast region and the rest of the Asia/Pacific region will also record faster growth, as local construction firms and industrial enterprises use pipe more intensely. These and other trends are presented in World Plastic Pipe, a new study from The Freedonia Group, Inc., a Cleveland-based industry market research firm. (For more information please see also KWD-globalpipe No. 400.)



World Plastic Pipe (p...
For further details, ple...
pr@freedoniagroup.co

The Freedonia G...
www.freedoniagr...

Welding as an easy...
⇒ weld fitting

ATISH 2011 in Marc...
(Germany), Neupex (

KWD-globalpi...
MARKET REPORTS AND NEWS...
pipes. However, for ind...
ble for PP-R pipes unt...
prevalent for indoor pl...
in the Middle East (Du

Companies alphabetical

KWD Market + Charts "Heating & Plumbing 2011"

Comap S.A.
Headquarters - Siège social
16, Avenue Paul Santy, B.P. 8211 - F
Lyon Cedex 08, 8211
FRANCE
Tel: +33 04 / 78 78 16 00
Fax: +33 04 / 78 78 16 95
Homepage: www.comap.fr
E-Mail: communication@comap.fr

- Categories / Product Program:
- fittings: press fittings (axial / radial pressing)
 - hydronic floor-, wall- and overhead heating: warm water
 - hydronic floorheating components
 - manifolds
 - pipes: multilayer / composite pipes (PE-RT / Al / ...)
 - pipes: multilayer / composite pipes (PEX / Al / ...)
 - pipes: multilayer / composite pipes (PE-Xc / Al / ...)
 - pipes / PEX
 - pipes / PE-Xb - manufact.
 - tools: pipefitter's, crimp tools/clamps

Brands:
Techtub (PEX pipe)
MultiSKIN System (including fitting + PE-Xc / Al / PE-Xb

Staarten 2
Boxtel, 5281 PL
NETHERLANDS
Tel: +31 (0)411 / 674725
Fax: +31 (0)411 / 685050
Homepage: www.conval.nl
E-Mail: info@conval.nl

- Categories / Product Program:
- fittings
 - hydronic floor-, wall- and overhead heating: warm water
 - hydronic floorheating components
 - manifolds
 - pipes: multilayer / composite pipes (PEX / Al / ...)
 - pipes / PE
 - pipes / PE-RT
 - pipes / PE-Xc
 - system supplier
 - taps and thermostats

Coprax Comércio Indústria do Plástico
Zona Industrial de Ovar
Ovar, 3880-102
PORTUGAL

pe pipes (PEX / Al / ...)
pe pipes (PE-Xb / Al / ...)

Index

Aalberts	258, 269	KME	258
ACOME	256	KraussMaffei	257
AENOR	260, 262, 264, 277, 278, 279, 280	Kulker	258
AFG AS	256	KWH Pipe	256
Alphacan	256	Leoni	257
APE Group	257	Maillefer	259
aquatechnik group	257, 278	MAINTOOLS	257
BAMPI	257	Multitubo	257, 267, 268
Bänninger	256, 259, 278	MULTITUBO	257
battenfeld-cincinnati	256	Neupex	259, 267, 268
Blansol	258, 270, 279	Nibe	259

KWD-globalpipe publishing house

Dipl.-Ing. Jutta Hix
 Publisher
 Luisenstraße 6
 D-58332 Schwelm

Tel. +49 2336/40 66 42
 Fax +49 2336/40 66 41
 hix@kwd-online.de

**Orderslip**

Prices + MwSt. in Germany / Orders from foreign countries only by PrePaying + shipping charges
 Europe: 17 € by mail order, Rest of World 39 € by mail order

KWD - Market-Studies	Prices in €	only for subscribers
KWD Market+Charts "Heating&Plumbing Europe 2011" 27 Countries, charts and coloured graphics, register of companies on CD -> CD and printed book A4, in english language = Standard Version: -> additional Charts+Graphics as Excel-spreadsheet = Premium Version:	990,- <input type="checkbox"/> 1.220,- <input type="checkbox"/>	740,- <input type="checkbox"/> 980,- <input type="checkbox"/>
KWD Market Report "PEX and PE-RT Heating&Plumbing Pipes worldwide 2011" Production Output, Summaries, Companies, 334 pages, CD + Print Charts+Graphics additionaly as Excel-spreadsheet, in english language	990,- <input type="checkbox"/>	860,- <input type="checkbox"/>
KWD Market+Charts "Multilayer Pipes Worldwide 2010" 138 Manufacturers, 250 Companies, 202 Pages, CD, Print and Excel spreadsheed, in english language	1.200,- <input type="checkbox"/>	950,- <input type="checkbox"/>
KWD Market Report "PP-R Pipe Systems for Hot Water Installations worldwide 2009" 86 Seiten, farbige Graphiken, CD + Druck in deutscher Sprache 86 pages, coloured graphics, CD + Print in english language	600,- <input type="checkbox"/> 600,- <input type="checkbox"/>	480,- <input type="checkbox"/> 480,- <input type="checkbox"/>
KWD Market Survey "Fittings in Europe" in preparation, scheduled in spring 2012		

KWD-Newsletter	Prices in €
KWD-Sanitär, Heizung, Dämmung - Jahresabonnement in deutscher Sprache Märkte, Unternehmen, Trends (40 Ausgaben im pdf-Format)	150,- <input type="checkbox"/>
KWD-Fenster, Türen und Umfeld - Jahresabonnement in deutscher Sprache Märkte, Unternehmen, Trends (40 Ausgaben im pdf-Format)	150,- <input type="checkbox"/>
KWD-globalpipe, Fittings + Pipes - Yearly Subscription in english language Markets, Companies, Trends (40 Issues per Year as pdf-file)	250,- <input type="checkbox"/>

Company: _____ VAT-No.(only EU): _____

Address: _____

Name: _____ E-Mail: _____

Date: _____ Signature: _____

Beneficiary for PrePayment: Jutta Hix - Publisher, Luisenstrasse 6, D-58332 Schwelm
bank name: Stadtparkasse Schwelm, **bank address:** Hauptstrasse 63, D-58332 Schwelm
sort code number: 454 515 55, **bank account number:** 30 551, **VAT-No:** DE 814 384 688
Swift-BIC: WELADED1SLM, **IBAN:** DE10454515550000030551 (Please add "PrePayment")

Dec. 2011